

# THE WebStat<sup>®</sup> DIFFERENCE

---

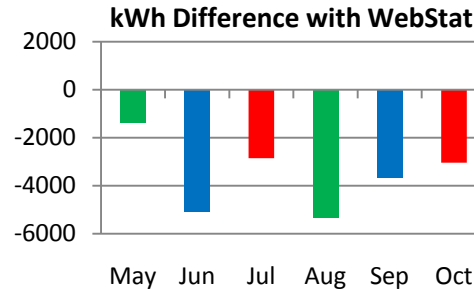
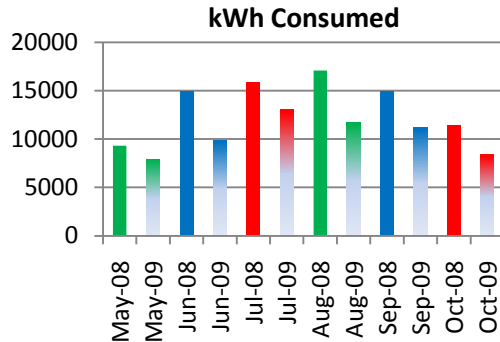
**Honeywell**

CARTER CONTROLS &  
**CCM**  
MANAGEMENT SYSTEMS



Prestmont

A TRUE SUCCESS STORY WHERE THE NUMBERS SAY EVERYTHING.

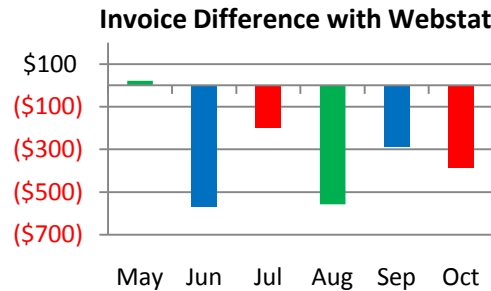
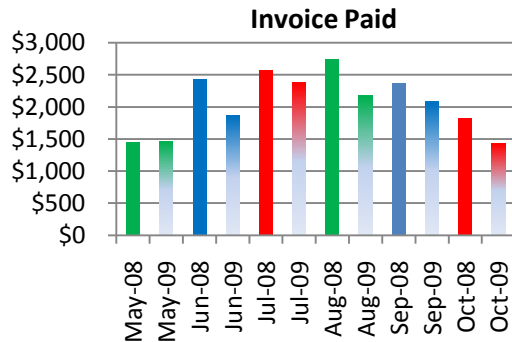


26%



kWh Consumed  
with **WebStat®**

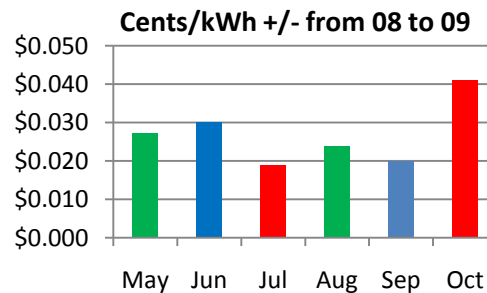
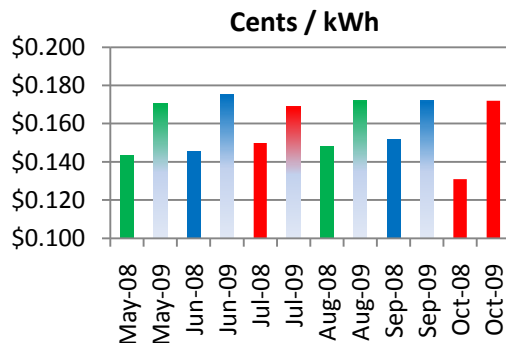
26% reduction = -21,366 kWh  
= 2.1 months kWh saved over  
6 months = 54.8% ROI.



15%



Invoices Paid  
with **WebStat®**



19%



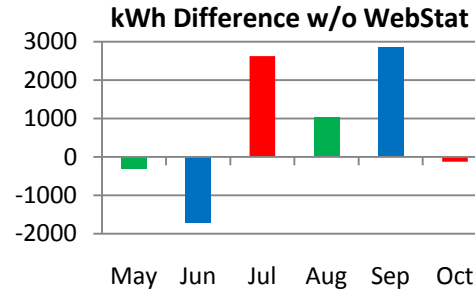
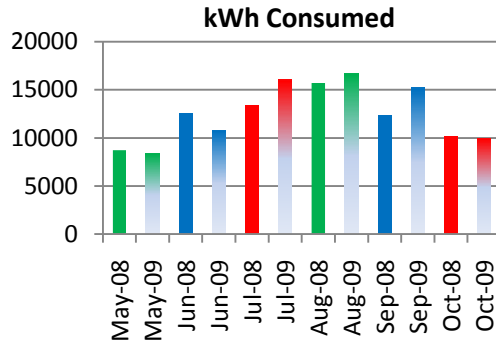
Cents/kWh rate  
increase

**54.8% ROI in 6 months**

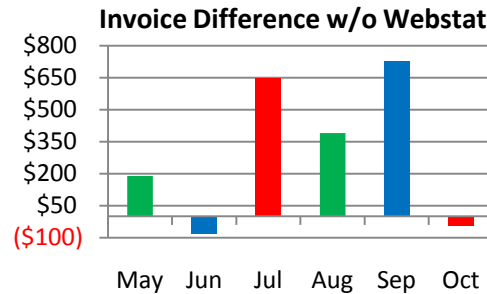
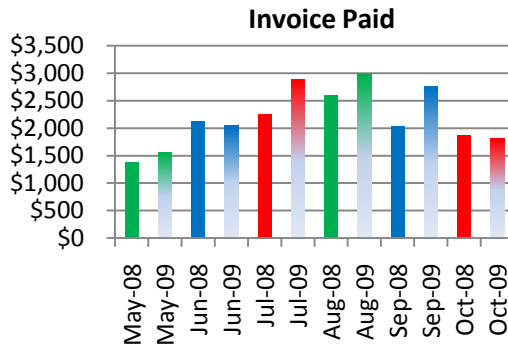
# SCHOOL WITH NO WEBSTAT INSTALLED



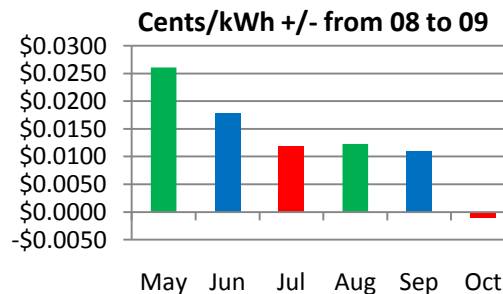
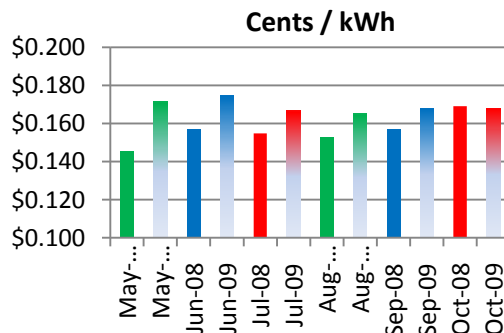
Lakehill





6% **MORE** kWh Consumed

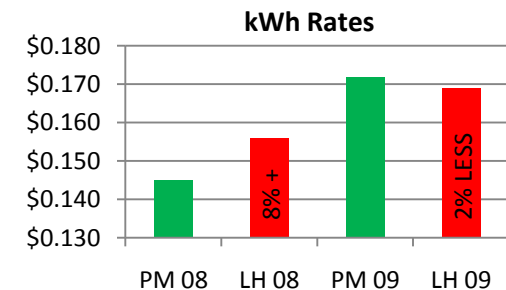
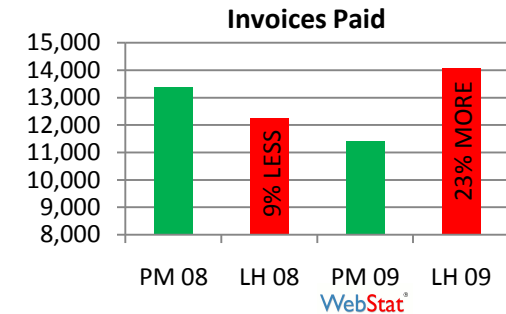
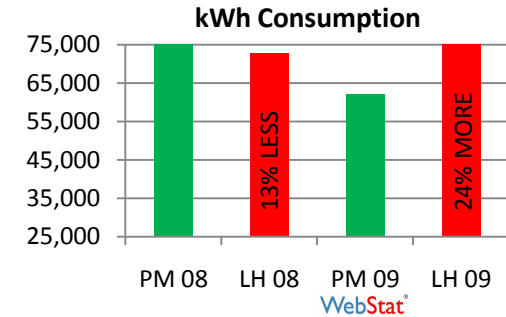


15% **MORE** Invoices Paid



8% **MORE** Cents/kWh uncontrolled rate increase

|                                    | <b>WebStat®</b><br><u>PRESTMONT</u>   | <u>LAKEHILL</u>  |
|------------------------------------|---|--|
| YEAR BUILT                         | 1997  | 1999   |
| SQ FT.                             | 8,504   | 8,598  |
| FLOOR PLAN                         | SAME  | SAME   |
| OCCUPIED HOURS                     | SAME  | SAME   |
| 2008 kWh Consumed<br>May - October | 83,436  | 72,836   |
| 2009 kWh Consumed<br>May - October | 62,070<br><b>WebStat®</b>   | 77,204   |
|                                    |  |  |



## PERFORMANCE SUMMARY

|  |                   |
|--|-------------------|
| kWh savings May – Oct. 09' compared to 08'       | -21,366 kWh       |
| Over 6 months kWh savings = months savings       | 2.1 Months        |
| Avg. 6 months TXU Energy bill May – Oct. 08'     | \$2,230.37        |
| 09' months savings X 08' avg. bill = cash return | \$4,606.49        |
| Webstat's return of investment calculation       | 54.8% In 6 Months |

THIS IS THE **WebStat**<sup>®</sup> DIFFERENCE